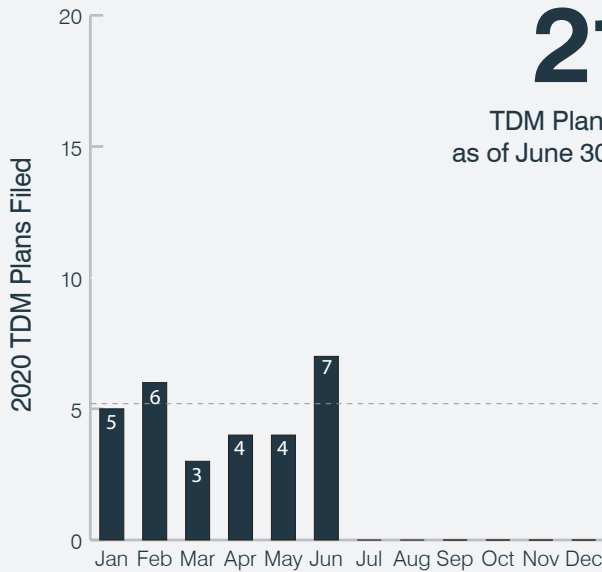


TRANSPORTATION DEMAND MANAGEMENT

How many TDM Plans are filed?



219
TDM Plans Filed
as of June 30, 2020

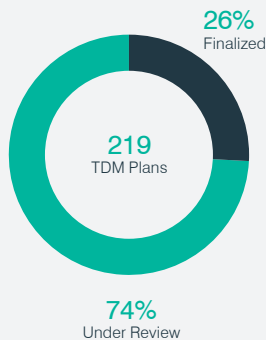
Average of 5 TDM Plans Filed per Month

What stage are the TDM Plans in?

Total TDM Plans	219
Pre-Program (Oct. 2016 - Dec. 8, 2017)	6
Filed (effective March 19, 2017)	213
Total TDM Plans Finalized	57
Finalized (per Pre-Program motion NSR)	6
Finalized (TDM Plan NSR)	51
TDM Plan Site Inspection Approvals	3
Total Projects Occupied	4

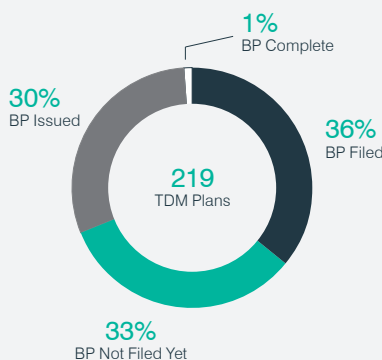
How many TDM Plans have been finalized?

26%
of TDM Plans
are finalized



How many projects are under construction?

30%
of TDM cases
are under construction



Note: Building permit (BP) issued is a proxy for project under construction.

Program Resources

Staff
Andrew Perry
Justin Kran

Email
tdm@sfgov.org

Web Page
sfplanning.org/tdm

TDM Tool
<http://sfplanninggis.org/tdm/>